


DATASHEET

# PAN SUBWOOFER P SW-112 | SP + VARIANTS




The **Pan Subwoofer P SW-112 | SP** is a powerful active subwoofer in a high-quality birch plywood enclosure with textured coating. In addition to the active variant, a passive version is also available.

The **P SW-112 | SP** features an attractive design as well as a pure, precise and deep bass reproduction. The **P S-112 | SP** can be operated individually or in various cardioid configurations. An additional passive P SW-112 can be operated via the NL4 output at the back.

The **P SW-112 | SP** features Pan Audio DSP and network functions such as Pan Net, AES/EBU and Dante. It is operated via user-friendly Windows software. The **P SW-112 | SP** is connected to the computer via a Pan Net interface or via Dante. Digital signal processing from the Pan Audio DSP can be used to enter and control the sound and delay times.

The **P SW-112 | SP** is equipped with a specially developed 12" HQ woofer driver. On the top, it is possible to attach a distance bar by means of a screw thread insert. The enclosure is designed as a direct radiating speaker and is available in all RAL colours. The standard colour is black with textured coating.

## EQUIPMENT / OPTIONS



See last page for explanation of the symbols.

## APPLICATIONS

Churches, museums, live PA, sports facilities, legislative buildings, conference rooms, lecture halls, shopping centres, A/V presentation rooms, immersive sound, surround applications

## FEATURES

Pure and deep bass reproduction, integrated overload protection, slim and unobtrusive design.

## ACCESSORIES

For the **Pan Subwoofer** series, there is a wide range of accessories for fixed installation and mobile use.

All **Pan Subwoofer** loudspeakers are designed, developed and manufactured in Germany by Pan Acoustics from high quality materials and according to strict criteria.



## TECHNICAL DATA P SW-112 | SP

### ACOUSTIC PROPERTIES

|                                 |                            |
|---------------------------------|----------------------------|
| <b>Configuration:</b>           | Direct radiating subwoofer |
| <b>Equipment:</b>               | 1 x 12" HQ                 |
| <b>Lower cut-off frequency:</b> | 35 Hz                      |
| <b>SPL limit (avg):</b>         | 128 dB*                    |
| <b>SPL limit (peak):</b>        | 131 dB*                    |
| <b>Dynamic range:</b>           | >105 dB                    |

### ELECTRONIC PROPERTIES

|                                   |  |
|-----------------------------------|--|
| <b>Amplifier output/type:</b>     | 3500 W (peak)   2500 W (programme)   1100 W (AES)<br>/ digital PWM |
| <b>DSP:</b>                       | 24 bit / 96 kHz sample rate  |
| <b>Pan Net I/O:</b>               | 2 x etherCON   |
| <b>Audio input via Pan Net:</b>   | 2 x transformer balanced line level +4 dBu                         |
| <b>Audio output (8 ohms):</b>     | 1 x NL4 (1+/-) for operation of a passive P SW-112                 |
| <b>Power supply:</b>              | 85 V - 264 V, 50 Hz to 60 Hz                                       |
| <b>Nominal power consumption:</b> | 30 VA (normal), 2200 VA (max.)                                     |
| <b>Mains:</b>                     | PowerCON TRUE1 (In/Out)  |
| <b>Operating temperature:</b>     | 0 °C to +40 °C ambient temperature                                 |

### MECHANICAL PROPERTIES

|                                |  |
|--------------------------------|--|
| <b>Enclosure:</b>              | 18 mm birch plywood  |
| <b>Standard colours:</b>       | RAL 9005 (black), textured coating<br>RAL 9010 (white), textured coating |
| <b>Dimensions (H x W x D):</b> | 368 x 510 x 600 [mm]   |
| <b>Weight:</b>                 | 32.5 kg (incl. electronics)  |

\*Under anechoic half-space conditions with DSP settings.  
Lower cut-off frequency: -10 dB under anechoic halfspace-conditions.



## TECHNICAL DATA P SW-112 | SP | AES

### ACOUSTIC PROPERTIES

|                                 |                            |
|---------------------------------|----------------------------|
| <b>Configuration:</b>           | Direct radiating subwoofer |
| <b>Equipment:</b>               | 1 x 12" HQ                 |
| <b>Lower cut-off frequency:</b> | 35 Hz                      |
| <b>SPL limit (avg):</b>         | 128 dB*                    |
| <b>SPL limit (peak):</b>        | 131 dB*                    |
| <b>Dynamic range:</b>           | >105 dB                    |

### ELECTRONIC PROPERTIES

|   |  |
|---|--|
| <b>Amplifier output/type:</b>                             | 3500 W (peak) / 2500 W (programme) / 1100 W (AES) /digital PWM               |
| <b>DSP:</b>   | 24 bit / 96 kHz sample rate  |
| <b>Pan Net I/O:</b>                                       | 2 x etherCON   |
| <b>Audio input via Pan Net:<br/>(automatic detection)</b> | 1 x audio AES3 (stereo) (44.1 / 48 / 96 kHz sample rate)<br>1 x analog audio |
| <b>Audio output (8 ohms):</b>                             | 1 x NL4 (1+/-) for operation of a passive P SW-112                           |
| <b>Power supply:</b>                                      | 85 V - 264 V, 50 Hz to 60 Hz   |
| <b>Nominal power consumption:</b>                         | 30 VA (normal), 2200 VA (max.)   |
| <b>Mains:</b>   | PowerCON TRUE1 (In/Out)  |
| <b>Operating temperature:</b>                             | 0 °C to +40 °C ambient temperature   |

### MECHANICAL PROPERTIES

|                                |  |
|--------------------------------|--|
| <b>Enclosure:</b>              | 18 mm birch plywood  |
| <b>Standard colours:</b>       | RAL 9005 (black), textured coating<br>RAL 9010 (white), textured coating |
| <b>Dimensions (H x W x D):</b> | 368 x 510 x 600 [mm]   |
| <b>Weight:</b>                 | 32.5 kg (incl. electronics)  |

\*Under anechoic half-space conditions with DSP settings.  
Lower cut-off frequency: -10 dB under anechoic halfspace-conditions.



## TECHNICAL DATA P SW-112 | SP | D

### ACOUSTIC PROPERTIES

|                                 |                            |
|---------------------------------|----------------------------|
| <b>Configuration:</b>           | Direct radiating subwoofer |
| <b>Equipment:</b>               | 1 x 12" HQ                 |
| <b>Lower cut-off frequency:</b> | 35 Hz                      |
| <b>SPL limit (avg):</b>         | 128 dB*                    |
| <b>SPL limit (peak):</b>        | 131 dB*                    |
| <b>Dynamic range:</b>           | >105 dB                    |

### ELECTRONIC PROPERTIES

|                                   |   |
|-----------------------------------|---|
| <b>Amplifier output/type:</b>     | 3500 W (peak)   2500 W (programme)   1100 W (AES)<br>/ digital PWM          |
| <b>DSP:</b>                       | 24 bit / 96 kHz sample rate   |
| <b>Network I/O:</b>               | 1 x etherCON primary<br>1 x etherCON secondary<br>1 x etherCON Pan Net Link |
| <b>Audio input via Dante:</b>     | 44.1 / 48 / 96 kHz sample rate:   |
| <b>Audio output (8 ohms):</b>     | 1 x NL4 (1+/-) for operation of a passive P SW-112                          |
| <b>Power supply:</b>              | 85 V - 264 V, 50 Hz to 60 Hz  |
| <b>Nominal power consumption:</b> | 30 VA (normal), 2200 VA (max.)  |
| <b>Mains:</b>                     | PowerCON TRUE1 (In/Out)   |
| <b>Operating temperature:</b>     | 0 °C to +40 °C ambient temperature  |


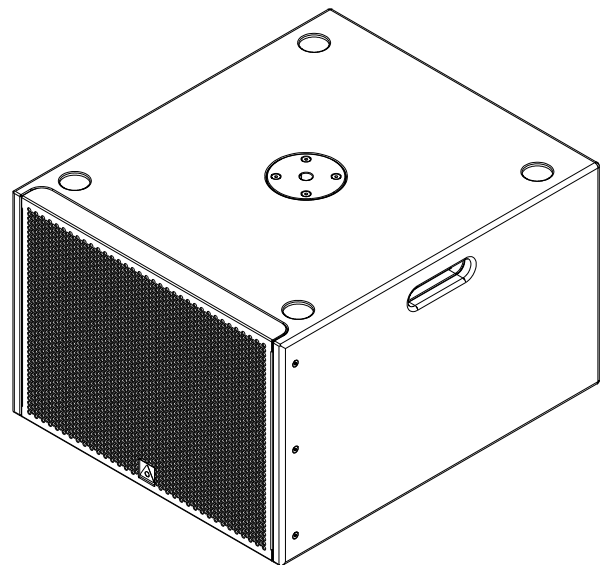
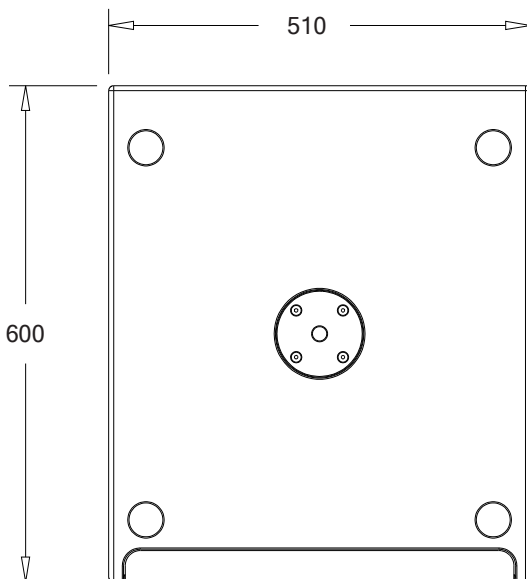
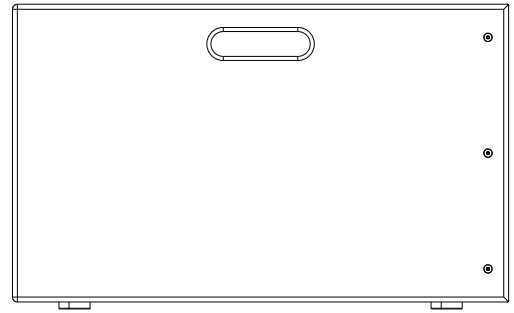

### MECHANICAL PROPERTIES

|                                |  |
|--------------------------------|--|
| <b>Enclosure:</b>              | 18 mm birch plywood  |
| <b>Standard colours:</b>       | RAL 9005 (black), textured coating<br>RAL 9010 (white), textured coating |
| <b>Dimensions (H x W x D):</b> | 368 x 510 x 600 [mm]   |
| <b>Weight:</b>                 | 32.5 kg (incl. electronics)  |

\*Under anechoic half-space conditions with DSP settings.  
Lower cut-off frequency: -10 dB under anechoic halfspace-conditions.



## TECHNICAL DRAWING P SW-112 (VARIANTS)



P SW-112 | SP  
P SW-112 | SP | AES



P SW-112 | SP | D



All products are designed, developed and manufactured by Pan Acoustics in Germany.  
Pan Acoustics reserves the right to modify products without prior notice.

[www.pan-acoustics.de](http://www.pan-acoustics.de)

## EQUIPMENT / OPTIONS AT A GLANCE – PAN SUBWOOFER SERIES



**Customised coating/colouring**  
within the RAL colour range. Other colour systems such as RAL design, Pantone, etc. are available on request.



**Analogue audio inputs**  
with balanced signal routing.




**Digital Dante audio network**  
including AES67 support.  
Redundant network structure with Pan Net control.



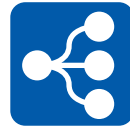
**Pilot tone evaluation** for integration in SAA/ENS systems.



**General Purpose Output (GPO)**  
Switchable contact, e.g. for status request via downstream media control.



**Digital audio inputs** support  
2 x AES/EBU (AES3).



**Pan Net**  
Pan Acoustics' own control and monitoring protocol.



**Priority switching**  
Automatic switching of the audio inputs, e.g. between programme and announcement.



**Accessories** such as wall, tripod and ceiling mounts, different interfaces, connection cables, weather protection hoods and connection sets are available.



**Looks good, sounds good.**  
Pan Acoustics' products are defined by natural sound and attractive design.

Some equipment features cannot be combined. For information about which features can be combined with each other, please send an e-mail to [sales@pan-acoustics.de](mailto:sales@pan-acoustics.de).

## Our quality promise

**Pan Acoustics** stands by its products and gives up to **10 years warranty** on its loudspeakers for any material or manufacturing defects. New products manufactured in accordance with protection classes IP54 and IP65 as well as digital audio interfaces (Dante®) from Audinate Pty Ltd and rechargeable batteries are excluded from the 10-year warranty. A warranty period of 3 years is granted for loudspeakers in accordance with protection classes IP54 and IP65.

